







ROLE-PLAY SITUATION: how to make a popular Japanese dish

Instructor directions: The student has indicated that she wishes to do a **how to make a popular Japanese dish** role-play. Students have been instructed to prepare for the role-play, but will most likely have trouble doing the role-play smoothly on their first attempt. Below is a model conversation. Variations are acceptable. The main point being is to ensure that the student's message is understood. Work with the student and repeat the role-play as many times until the student can do it reasonably fluently. Points to note:

- You may wish to check to see if students know these food preparation words or not.
- Encourage the student to use sequence adverbs (First, Next, Then, After that, Finally). Explain that we use these words to help make the explanation and understanding of the process easier.
- Also explain that when explaining a process such as making a dish, we use combine sequence adverbs and the imperative form of the verb (e.g. First, cut the meat..)

					1 cut (up)
					2 chop (up)
					3 slice
					4 grate
					5 peel
					6 break
					7 beat
					8 stir
					9 pour
					10 add
					11 combine__and
					12 mix_and_
					13 put_in_
					14 cook
					15 bake
					16 boil
					17 broil
					18 steam
					19 fry
					20 saute
					21 simmer
					22 roast
					23 barbecue/grill
					24 stir-fry
					25 microwave

Student: I'd like to cook a popular Japanese dish for you all tonight.

Instructor: That would be great! What are you going to make for us?

Student: I'm going to make *okonomiyaki*- it's a kind of savory pancake.

Instructor: That sounds delicious! What do you need to make it?

Student: Well, I'll need.....

Instructor: And how to you make it?

Student: First,